

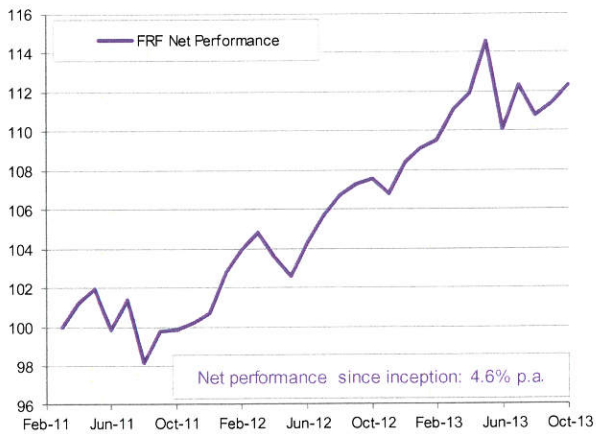
# BROADSTONE™

## THE PROFESSIONAL FOOTBALLERS' PENSION SCHEME (2011 SECTION)

### INVESTMENT UPDATE

The following charts illustrate various scenarios since inception (21 March 2011)

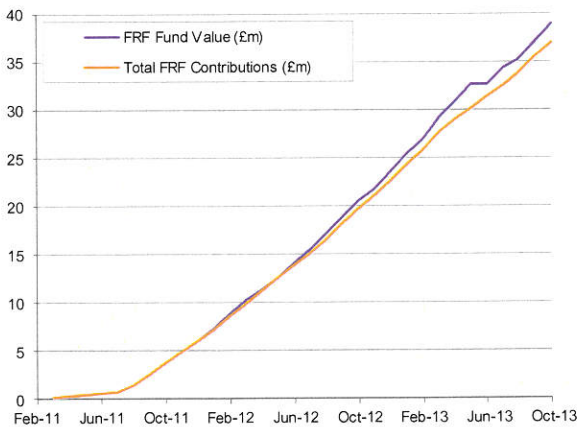
#### Net performance



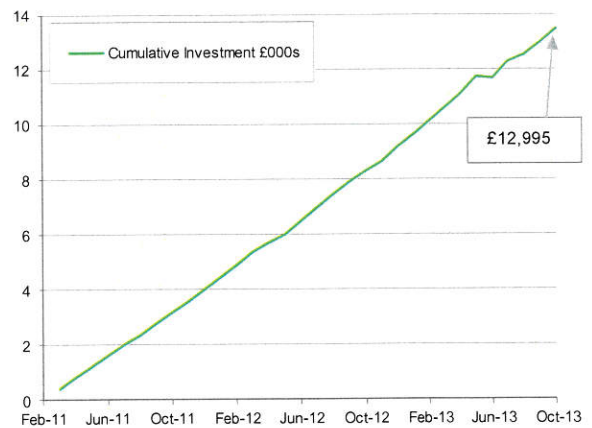
#### Growth of an investment of £1



#### Growth of fund value and contributions



#### Cumulative fund value per member investing every month



#### Note:

The above graphs reflect the position at each dealing date (around the 20th of each month) and not month end.